



200412160114
Skagit County Auditor

12/16/2004 Page 1 of 26 2:03PM

Document Title: Certificate

Election: Manual count for the Governor's Race

Date: December 15, 2004

Type: _____

Reference Number: _____

Grantor:

1. Skagit County Elections

Grantee:

1. Public

Official Returns
of the
REQUESTED
RECOUNT
FOR THE
OFFICE OF GOVERNOR

SKAGIT
COUNTY

2004 General Election
STATE OF WASHINGTON




200412160114
Skagit County Auditor

Oath of County Auditor or Supervisor of Elections

STATE OF WASHINGTON)
) ss.
COUNTY OF SKAGIT)

I solemnly swear that the returns of the Requested Recount for the office of Governor in Skagit County, State of Washington, have been in no way altered by additions or erasures and that they are the same as when they were deposited in my office.


Noema Brummett
County Auditor or Supervisor of Elections

Subscribed and sworn to me this 15th day of December, 2004


Led W Anderson
Chairman, County Legislative Authority

Certification of the Canvassing Board

STATE OF WASHINGTON)
) ss.
COUNTY OF SKAGIT)

The undersigned officers designated by law as constituting the Canvassing Board for the County of Skagit, State of Washington, hereby certify that this is a full, true and correct copy of the Requested Recount for the office of Governor in Skagit County, State of Washington; that the total number of active registered voters in all precincts was 63,185 ; the total number of inactive registered voters in all precincts was 7,920; the total number of all registered voters in all precincts was 71,105; and that the total number of votes cast in such precincts was 52,705 .

Witness our hands and official seal this 15th day of December, 2004


Noema Brummett
County Auditor or Supervisor of Elections

Led W Anderson
Chairman, County Legislative Authority

John E. Sigmund
County Prosecuting Attorney



200412160114
Skagit County Auditor

2004 General Election Hand Recount Precinct 315 Comparison

12/15/2004

TOTALS

	1st Count	Machine Recount	Hand Recount	Difference		
				Machine - 1st	Hand - Machine	Hand - 1st
Gregoire	236	262	238	26	-24	2
Rossi	225	248	227	23	-21	2
Bennett	16	18	16	2	-2	0
Write-ins	1	1	1	0	0	0
Over-votes	0	0	0	0	0	0
Under-votes	6	6	6	0	0	0
Total	484	535	488	51	-47	4

POLLS

	1st Count	Machine Recount	Hand Recount	Difference		
				Machine - 1st	Hand - Machine	Hand - 1st
Gregoire	81	81	81	-	-	-
Rossi	90	89	90	(1)	1	-
Bennett	5	5	5	-	-	-
Write-ins	1	-	-	(1)	-	(1)
Over-votes	-	-	-	-	-	-
Under-votes	-	4	4	4	-	4
Total	177	179	180	2	1	3

ABSENTEES

	1st Count	Machine Recount	Hand Recount	Difference		
				Machine - 1st	Hand - Machine	Hand - 1st
Gregoire	155	181	157	26	(24)	2
Rossi	135	159	137	24	(22)	2
Bennett	11	13	11	2	(2)	-
Write-ins	1	1	1	-	-	-
Over-votes	-	-	-	-	-	-
Under-votes	-	2	2	2	-	2
Total	302	356	308	54	(48)	6



200412160114
Skagit County Auditor

2004 General Election Hand Recount Precinct 315 Comparison 12/15/2004

TOTALS

	1st Count	Machine Recount	Hand Recount	Difference		
				Machine - 1st	Hand - Machine	Hand - 1st
Gregoire	236	262	238	26	-24	2
Rossi	225	248	227	23	-21	2
Bennett	16	18	16	2	-2	0
Write-ins	1	1	1	0	0	0
Over-votes	0	0	0	0	0	0
Under-votes	6	6	6	0	0	0
Total	484	535	488	51	-47	4

POLLS

	1st Count	Machine Recount	Hand Recount	Difference		
				Machine - 1st	Hand - Machine	Hand - 1st
Gregoire	81	81	81	-	-	-
Rossi	90	89	90	(1)	1	-
Bennett	5	5	5	-	-	-
Write-ins	1	-	-	(1)	-	(1)
Over-votes	-	-	-	-	-	-
Under-votes	-	4	4	4	-	4
Total	177	179	180	2	1	3

ABSENTEES

	1st Count	Machine Recount	Hand Recount	Difference		
				Machine - 1st	Hand - Machine	Hand - 1st
Gregoire	155	181	157	26	(24)	2
Rossi	135	159	137	24	(22)	2
Bennett	11	13	11	2	(2)	-
Write-ins	1	1	1	-	-	-
Over-votes	-	-	-	-	-	-
Under-votes	-	2	2	2	-	2
Total	302	356	308	54	(48)	6



200412160114
Skagit County Auditor

2004 General Election Hand Recount

December 15, 2004

- Totals -

GOVERNOR
01 = Christine Gregoire (DEM) 23,250 44.11%
02 = Dino Rossi (REP) 27,219 51.64%

03 = Ruth Bennet (LIB) 1,264 2.40%
04 = Write-in 41 0.08%

VOTES PERCENT
05 = Over votes 3 0.01%
06 = Under votes 928 1.76%
07 = Precinct total 52,705 100.00%

	01	02	03	04	05	06	07	Verified
101 Alder	143	195	12	2	0	11	363	x
102 Alger	135	146	9	2	0	3	295	x
103 Allen	78	183	5	0	0	3	269	x
104 Dunbar	93	94	5	0	0	6	198	x
105 Avon	237	297	18	0	0	13	565	x
107 Sauk	268	250	17	2	0	8	545	x
108 Bay View	206	223	5	0	0	6	440	x
109 Belfast	132	196	3	0	0	6	337	x
110 Big Lake	324	435	17	0	0	9	785	x
111 Birdsvew	222	275	21	1	2	9	530	x
113 Bow	288	375	20	0	0	11	694	x
114 Cascade	91	48	5	0	0	5	149	x
115 Cedardale	141	206	12	0	0	7	366	x
116 Clear Lake	244	315	16	0	0	5	580	x
117 Country Club	89	170	7	0	0	1	267	x
118 Conway	118	129	5	0	0	2	254	x
119 Dewey	455	530	15	0	0	7	1,007	x
120 Digby	15	39	0	0	0	1	55	x
121 Dodge Valley	125	99	6	0	0	2	232	x
122 Edison	142	212	8	0	0	6	368	x
124 Fir	149	122	7	0	0	4	282	x
125 Fruitdale	347	432	21	0	0	15	815	x
126 Gear	229	431	10	0	0	9	679	x
127 Guemes	329	172	30	0	0	5	536	x
128 Hamburg	122	131	2	0	0	2	257	x
129 Harmony	178	225	7	0	0	4	414	x
130 Lake Sixteen	116	181	7	0	0	5	309	x
132 Lookout	268	376	16	0	0	9	669	x



200412160114
Skagit County Auditor

2004 General Election Hand Recount

December 15, 2004

- Totals -

GOVERNOR	VOTES	PERCENT		VOTES	PERCENT		VOTES	PERCENT
01 = Christine Gregoire (DEM)	23,250	44.11%	03 = Ruth Bennet (LIB)	1,264	2.40%	05 = Over votes	3	0.01%
02 = Dino Rossi (REP)	27,219	51.64%	04 = Write-in	41	0.08%	06 = Under votes	928	1.76%
						07 = Precinct total	52,705	100.00%

	01	02	03	04	05	06	07	Verified
133 Mansford	69	47	4	1	0	6	127	x
134 Mapes	100	144	8	0	0	4	256	x
135 March Point	10	20	0	0	0	0	30	x
136 McMurray West	161	159	5	0	0	8	333	x
137 McRae	210	338	12	0	0	9	569	x
138 McMurray East	55	65	2	0	0	3	125	x
139 Minkler	147	168	11	0	0	9	335	x
140 Montborne	179	303	16	0	0	9	507	x
141 Nookchamps	155	175	7	0	0	7	344	x
144 Skyridge	266	365	9	0	0	12	652	x
145 Prairie	180	222	13	0	0	9	424	x
146 Point Williams	225	231	6	0	0	8	470	x
147 Ridgeway	134	246	9	0	0	10	399	x
148 Rockport	278	234	22	0	0	15	549	x
149 Shelter Bay	285	390	5	1	0	11	692	x
150 Snee oosh	269	229	7	1	0	8	514	x
151 Sterling	140	191	7	0	0	6	344	x
153 Swinomish	432	297	9	0	0	8	746	x
154 Tingley	138	186	9	2	0	11	346	x
155 Van Fleet	317	415	20	2	0	11	765	x
156 Vedere	170	253	10	0	0	9	442	x
157 Whitney	87	117	1	1	0	2	208	x
158 Rosario	345	421	7	0	0	17	790	x
159 Terrace	301	571	15	0	0	11	898	x
160 Starbird	164	313	13	0	0	6	496	x
162 County 01	0	0	0	0	0	0	0	x
164 Fidalgo 01	296	372	12	0	0	15	695	x
165 Gages	78	92	3	1	0	4	178	x



200412160114
Skagit County Auditor

2004 General Election Hand Recount

December 15, 2004

- Totals -

GOVERNOR

01 = Christine Gregoire (DEM)	<u>VOTES</u> 23,250	<u>PERCENT</u> 44.11%
02 = Dino Rossi (REP)	27,219	51.64%

03 = Ruth Bennet (LIB)	<u>VOTES</u> 1,264	<u>PERCENT</u> 2.40%
04 = Write-in	41	0.08%

05 = Over votes	<u>VOTES</u> 3	<u>PERCENT</u> 0.01%
06 = Under votes	928	1.76%
07 = Precinct total	52,705	100.00%

	01	02	03	04	05	06	07	Verified
166 Samish	173	215	12	1	0	4	405	x
167 Collins	46	42	1	0	0	0	89	x
168 Blanchard	289	233	16	1	0	10	549	x
170 View Terrace	6	2	0	0	0	1	9	x
171 Lake Cavanaugh	45	88	4	0	0	1	138	x
172 Little Mountain	97	150	2	0	0	1	250	x
173 Riverbend	8	25	2	0	0	0	35	x
174 Padilla	64	70	1	0	0	2	137	x
176 Fredonia	55	62	7	0	0	0	124	x
201 Anacortes 1	247	211	17	0	0	14	489	x
204 Anacortes 4	239	192	28	1	0	12	472	x
205 Anacortes 5	10	13	0	0	0	0	23	x
206 Anacortes 6	252	305	10	1	0	9	577	x
207 Anacortes 7	496	544	25	0	0	20	1,085	x
209 Anacortes 9	182	329	15	2	0	19	547	x
211 Anacortes 11	377	379	12	0	0	15	783	x
217 Anacortes 17	552	424	31	1	0	15	1,023	x
220 Anacortes 20	387	469	18	0	0	19	893	x
221 Anacortes 21	468	592	15	0	0	13	1,088	x
222 Anacortes 22	268	405	18	0	0	17	708	x
224 Anacortes 24	491	616	16	0	0	19	1,142	x
301 Mount Vernon 1	167	178	18	0	0	13	376	x
302 Mount Vernon 2	155	131	15	1	0	4	306	x
303 Mount Vernon 3	309	310	30	0	0	6	655	x
304 Mount Vernon 4	357	452	25	0	0	15	849	x
305 Mount Vernon 5	19	38	1	0	0	1	59	x
306 Mount Vernon 6	305	183	22	1	0	12	523	x
307 Mount Vernon 7	326	271	14	1	1	23	636	x



200412160114
Skagit County Auditor

2004 General Election Hand Recount

December 15, 2004

- Totals -

GOVERNOR	<u>VOTES</u>	<u>PERCENT</u>		<u>VOTES</u>	<u>PERCENT</u>		<u>VOTES</u>	<u>PERCENT</u>
01 = Christine Gregoire (DEM)	23,250	44.11%	03 = Ruth Bennet (LIB)	1,264	2.40%	05 = Over votes	3	0.01%
02 = Dino Rossi (REP)	27,219	51.64%	04 = Write-in	41	0.08%	06 = Under votes	928	1.76%
						07 = Precinct total	52,705	100.00%

	01	02	03	04	05	06	07	Verified
308 Mount Vernon 8	429	425	11	0	0	10	875	x
309 Mount Vernon 9	211	181	10	0	0	4	406	x
310 Mount Vernon 10	184	227	13	0	0	13	437	x
311 Mount Vernon 11	211	256	7	0	0	7	481	x
312 Mount Vernon 12	172	179	12	0	0	10	373	x
314 Mount Vernon 14	379	384	21	3	0	7	794	x
315 Mount Vernon 15	238	227	16	1	0	6	488	x
316 Mount Vernon 16	366	486	8	0	0	9	869	x
319 Mount Vernon 19	274	382	12	1	0	22	691	x
321 Mount Vernon 21	412	449	20	1	0	23	905	x
322 Mount Vernon 22	241	347	11	0	0	14	613	x
326 Mount Vernon 26	0	0	0	0	0	0	0	x
327 Mount Vernon 27	27	69	1	0	0	2	99	x
328 Mount Vernon 28	73	60	5	0	0	1	139	x
401 Sedro Woolley 1	224	274	10	0	0	10	518	x
402 Sedro Woolley 2	253	384	8	0	0	13	658	x
403 Sedro Woolley 3	231	236	18	0	0	8	493	x
404 Sedro Woolley 4	294	352	22	0	0	15	683	x
405 Sedro Woolley 5	300	289	16	1	0	11	617	x
406 Sedro Woolley 6	248	299	16	0	0	20	583	x
407 Sedro Woolley 7	0	0	0	0	0	0	0	x
501 Burlington 1	161	173	11	1	0	3	349	x
502 Burlington 2	171	188	8	1	0	3	371	x
503 Burlington 3	72	93	9	0	0	13	187	x
504 Burlington 4	148	186	14	1	0	6	355	x
505 Burlington 5	244	286	10	0	0	2	542	x
506 Burlington 6	156	175	16	1	0	8	356	x
507 Burlington 7	86	127	6	1	0	7	227	x



2004 General Election Hand Recount

December 15, 2004

- Totals -

GOVERNOR

	<u>VOTES</u>	<u>PERCENT</u>
01 = Christine Gregoire (DEM)	23,250	44.11%
02 = Dino Rossi (REP)	27,219	51.64%

	<u>VOTES</u>	<u>PERCENT</u>
03 = Ruth Bennet (LIB)	1,264	2.40%
04 = Write-in	41	0.08%

	<u>VOTES</u>	<u>PERCENT</u>
05 = Over votes	3	0.01%
06 = Under votes	928	1.76%
07 = Precinct total	52,705	100.00%

	<u>01</u>	<u>02</u>	<u>03</u>	<u>04</u>	<u>05</u>	<u>06</u>	<u>07</u>	<u>Verified</u>
601 Concrete	132	147	12	1	0	1	293	x
701 Hamilton	66	58	2	1	0	1	128	x
801 La Conner	316	221	13	1	0	8	559	x
855 Lyman	66	79	3	0	0	4	152	x



200412160114

Skagit County Auditor

2004 General Election Hand Recount

December 15, 2004

- Absentees -

GOVERNOR	<u>VOTES</u>	<u>PERCENT</u>		<u>VOTES</u>	<u>PERCENT</u>		<u>VOTES</u>	<u>PERCENT</u>
01 = Christine Gregoire (DEM)	13,758	45.01%	03 = Ruth Bennet (LIB)	699	2.29%	05 = Over votes	1	0.00%
02 = Dino Rossi (REP)	15,558	50.90%	04 = Write-in	18	0.06%	06 = Under votes	534	1.75%
						07 = Precinct total	30,568	100.00%

	01	02	03	04	05	06	07	Verified
101 Alder	0	0	0	0	0	0	0	x
102 Alger	0	0	0	0	0	0	0	x
103 Allen	0	0	0	0	0	0	0	x
104 Dunbar	0	0	0	0	0	0	0	x
105 Avon	161	197	14	0	0	9	381	x
107 Sauk	189	147	13	2	0	4	355	x
108 Bay View	119	127	4	0	0	5	255	x
109 Belfast	0	0	0	0	0	0	0	x
110 Big Lake	217	292	13	0	0	7	529	x
111 Birdsvew	143	168	11	1	1	6	330	x
113 Bow	207	252	15	0	0	6	480	x
114 Cascade	0	0	0	0	0	0	0	x
115 Cedardale	100	128	10	0	0	5	243	x
116 Clear Lake	145	190	9	0	0	1	345	x
117 Country Club	0	0	0	0	0	0	0	x
118 Conway	0	0	0	0	0	0	0	x
119 Dewey	358	380	14	0	0	3	755	x
120 Digby	0	0	0	0	0	0	0	x
121 Dodge Valley	0	0	0	0	0	0	0	x
122 Edison	74	106	5	0	0	5	190	x
124 Fir	0	0	0	0	0	0	0	x
125 Fruitdale	251	285	10	0	0	14	560	x
126 Gear	153	248	7	0	0	6	414	x
127 Guemes	0	0	0	0	0	0	0	x
128 Hamburg	0	0	0	0	0	0	0	x
129 Harmony	114	121	5	0	0	3	243	x
130 Lake Sixteen	0	0	0	0	0	0	0	x
132 Lookout	178	246	10	0	0	6	440	x



200412160114
Skagit County Auditor

2004 General Election Hand Recount

December 15, 2004

- Absentees -

GOVERNOR
01 = Christine Gregoire (DEM) 13,758 45.01%
02 = Dino Rossi (REP) 15,558 50.90%

03 = Ruth Bennet (LIB) 699 2.29%
04 = Write-in 18 0.06%

VOTES PERCENT
05 = Over votes 1 0.00%
06 = Under votes 534 1.75%
07 = Precinct total 30,568 100.00%

	01	02	03	04	05	06	07	Verified
133 Mansford	0	0	0	0	0	0	0	x
134 Mapes	0	0	0	0	0	0	0	x
135 March Point	0	0	0	0	0	0	0	x
136 McMurray West	0	0	0	0	0	0	0	x
137 McRae	158	214	6	0	0	4	382	x
138 McMurray East	0	0	0	0	0	0	0	x
139 Minkler	0	0	0	0	0	0	0	x
140 Montborne	124	199	9	0	0	5	337	x
141 Nookchamps	0	0	0	0	0	0	0	x
144 Skyridge	186	231	7	0	0	9	433	x
145 Prairie	106	131	5	0	0	6	248	x
146 Point Williams	150	158	3	0	0	6	317	x
147 Ridgeway	90	150	6	0	0	8	254	x
148 Rockport	184	153	11	0	0	10	358	x
149 Shelter Bay	213	317	5	1	0	10	546	x
150 Snee oosh	176	155	6	1	0	6	344	x
151 Sterling	0	0	0	0	0	0	0	x
153 Swinomish	183	221	2	0	0	5	411	x
154 Tingley	84	97	7	1	0	4	193	x
155 Van Fleet	199	240	14	0	0	9	462	x
156 Vedere	0	0	0	0	0	0	0	x
157 Whitney	0	0	0	0	0	0	0	x
158 Rosario	263	319	4	0	0	12	598	x
159 Terrace	248	435	13	0	0	6	702	x
160 Starbird	111	204	11	0	0	3	329	x
162 County 01	0	0	0	0	0	0	0	x
164 Fidalgo 01	242	304	10	0	0	13	569	x
165 Gages	0	0	0	0	0	0	0	x



2004 General Election Hand Recount

December 15, 2004


- Absentees -

GOVERNOR
 01 = Christine Gregoire (DEM) 13,758 45.01%
 02 = Dino Rossi (REP) 15,558 50.90%

03 = Ruth Bennet (LIB) 699 2.29%
 04 = Write-in 18 0.06%

VOTES PERCENT
 05 = Over votes 1 0.00%
 06 = Under votes 534 1.75%
 07 = Precinct total 30,568 100.00%

	01	02	03	04	05	06	07	Verified
166 Samish	120	119	7	0	0	2	248	x
167 Collins	38	27	0	0	0	0	65	x
168 Blanchard	192	161	10	0	0	8	371	x
170 View Terrace	0	0	0	0	0	0	0	x
171 Lake Cavanaugh	43	83	3	0	0	0	129	x
172 Little Mountain	77	114	1	0	0	1	193	x
173 Riverbend	0	0	0	0	0	0	0	x
174 Padilla	0	0	0	0	0	0	0	x
176 Fredonia	46	39	4	0	0	0	89	x
201 Anacortes 1	174	139	5	0	0	5	323	x
204 Anacortes 4	181	127	23	0	0	10	341	x
205 Anacortes 5	0	0	0	0	0	0	0	x
206 Anacortes 6	203	216	9	0	0	6	434	x
207 Anacortes 7	346	326	18	0	0	10	700	x
209 Anacortes 9	133	230	10	1	0	15	389	x
211 Anacortes 11	270	287	9	0	0	10	576	x
217 Anacortes 17	366	290	21	1	0	11	689	x
220 Anacortes 20	286	343	11	0	0	13	653	x
221 Anacortes 21	353	429	9	0	0	7	798	x
222 Anacortes 22	199	283	9	0	0	12	503	x
224 Anacortes 24	375	476	10	0	0	14	875	x
301 Mount Vernon 1	92	107	10	0	0	9	218	x
302 Mount Vernon 2	84	54	10	1	0	2	151	x
303 Mount Vernon 3	200	192	16	0	0	2	410	x
304 Mount Vernon 4	252	312	16	0	0	10	590	x
305 Mount Vernon 5	17	29	0	0	0	0	46	x
306 Mount Vernon 6	204	109	13	0	0	9	335	x
307 Mount Vernon 7	186	157	10	1	0	15	369	x



200412160114
 Skagit County Auditor

2004 General Election Hand Recount

December 15, 2004

- Absentees -

GOVERNOR
01 = Christine Gregoire (DEM) 13,758 45.01%
02 = Dino Rossi (REP) 15,558 50.90%

03 = Ruth Bennet (LIB) 699 2.29%
04 = Write-in 18 0.06%

VOTES PERCENT
05 = Over votes 1 0.00%
06 = Under votes 534 1.75%
07 = Precinct total 30,568 100.00%

	01	02	03	04	05	06	07	Verified
308 Mount Vernon 8	302	282	9	0	0	5	598	x
309 Mount Vernon 9	146	124	6	0	0	3	279	x
310 Mount Vernon 10	105	127	9	0	0	9	250	x
311 Mount Vernon 11	157	177	7	0	0	5	346	x
312 Mount Vernon 12	133	125	7	0	0	8	273	x
314 Mount Vernon 14	270	273	11	2	0	5	561	x
315 Mount Vernon 15	157	137	11	1	0	2	308	x
316 Mount Vernon 16	279	351	7	0	0	9	646	x
319 Mount Vernon 19	177	234	9	1	0	14	435	x
321 Mount Vernon 21	280	282	10	0	0	17	589	x
322 Mount Vernon 22	177	250	8	0	0	11	446	x
326 Mount Vernon 26	0	0	0	0	0	0	0	x
327 Mount Vernon 27	0	0	0	0	0	0	0	x
328 Mount Vernon 28	45	28	3	0	0	1	77	x
401 Sedro Woolley 1	151	172	9	0	0	8	340	x
402 Sedro Woolley 2	162	228	6	0	0	11	407	x
403 Sedro Woolley 3	141	140	9	0	0	3	293	x
404 Sedro Woolley 4	191	210	15	0	0	8	424	x
405 Sedro Woolley 5	177	179	8	1	0	8	373	x
406 Sedro Woolley 6	152	184	9	0	0	14	359	x
407 Sedro Woolley 7	0	0	0	0	0	0	0	x
501 Burlington 1	96	101	8	1	0	1	207	x
502 Burlington 2	112	102	5	1	0	1	221	x
503 Burlington 3	56	49	4	0	0	8	117	x
504 Burlington 4	86	133	9	0	0	3	231	x
505 Burlington 5	174	189	4	0	0	0	367	x
506 Burlington 6	105	123	11	0	0	4	243	x
507 Burlington 7	69	91	2	1	0	2	165	x



200412160114
Skagit County Auditor

2004 General Election Hand Recount

December 15, 2004

- Absentees -

GOVERNOR	VOTES	PERCENT
01 = Christine Gregoire (DEM)	13,758	45.01%
02 = Dino Rossi (REP)	15,558	50.90%

	VOTES	PERCENT
03 = Ruth Bennet (LIB)	699	2.29%
04 = Write-in	18	0.06%

	VOTES	PERCENT
05 = Over votes	1	0.00%
06 = Under votes	534	1.75%
07 = Precinct total	30,568	100.00%

	01	02	03	04	05	06	07	Verified
601 Concrete	81	72	5	0	0	1	159	x
701 Hamilton	0	0	0	0	0	0	0	x
801 La Conner	214	131	5	0	0	6	356	x
855 Lyman	0	0	0	0	0	0	0	x



200412160114

Skagit County Auditor

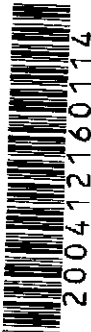
2004 General Election Hand Recount

December 15, 2004

- Polls -

GOVERNOR	VOTES	PERCENT		VOTES	PERCENT		VOTES	PERCENT
01 = Christine Gregoire (DEM)	9,492	42.88%	03 = Ruth Bennet (LIB)	565	2.55%	05 = Over votes	2	0.01%
02 = Dino Rossi (REP)	11,661	52.68%	04 = Write-in	23	0.10%	06 = Under votes	394	1.78%
						07 = Precinct total	22,137	100.00%

	01	02	03	04	05	06	07	Verified
101 Alder	143	195	12	2	0	11	363	x
102 Alger	135	146	9	2	0	3	295	x
103 Allen	78	183	5	0	0	3	269	x
104 Dunbar	93	94	5	0	0	6	198	x
105 Avon	76	100	4	0	0	4	184	x
107 Sauk	79	103	4	0	0	4	190	x
108 Bay View	87	96	1	0	0	1	185	x
109 Belfast	132	196	3	0	0	6	337	x
110 Big Lake	107	143	4	0	0	2	256	x
111 Birdsvew	79	107	10	0	1	3	200	x
113 Bow	81	123	5	0	0	5	214	x
114 Cascade	91	48	5	0	0	5	149	x
115 Cedardale	41	78	2	0	0	2	123	x
116 Clear Lake	99	125	7	0	0	4	235	x
117 Country Club	89	170	7	0	0	1	267	x
118 Conway	118	129	5	0	0	2	254	x
119 Dewey	97	150	1	0	0	4	252	x
120 Digby	15	39	0	0	0	1	55	x
121 Dodge Valley	125	99	6	0	0	2	232	x
122 Edison	68	106	3	0	0	1	178	x
124 Fir	149	122	7	0	0	4	282	x
125 Fruitdale	96	147	11	0	0	1	255	x
126 Gear	76	183	3	0	0	3	265	x
127 Guemes	329	172	30	0	0	5	536	x
128 Hamburg	122	131	2	0	0	2	257	x
129 Harmony	64	104	2	0	0	1	171	x
130 Lake Sixteen	116	181	7	0	0	5	309	x
132 Lookout	90	130	6	0	0	3	229	x



200412160114
Skagit County Auditor

2004 General Election Hand Recount

December 15, 2004

- Polls -

GOVERNOR

	<u>VOTES</u>	<u>PERCENT</u>
01 = Christine Gregoire (DEM)	9,492	42.88%
02 = Dino Rossi (REP)	11,661	52.68%

	<u>VOTES</u>	<u>PERCENT</u>
03 = Ruth Bennet (LIB)	565	2.55%
04 = Write-in	23	0.10%

	<u>VOTES</u>	<u>PERCENT</u>
05 = Over votes	2	0.01%
06 = Under votes	394	1.78%
07 = Precinct total	22,137	100.00%

	<u>01</u>	<u>02</u>	<u>03</u>	<u>04</u>	<u>05</u>	<u>06</u>	<u>07</u>	<u>Verified</u>
133 Mansford	69	47	4	1	0	6	127	x
134 Mapes	100	144	8	0	0	4	256	x
135 March Point	10	20	0	0	0	0	30	x
136 McMurray West	161	159	5	0	0	8	333	x
137 McRae	52	124	6	0	0	5	187	x
138 McMurray East	55	65	2	0	0	3	125	x
139 Minkler	147	168	11	0	0	9	335	x
140 Montborne	55	104	7	0	0	4	170	x
141 Nookchamps	155	175	7	0	0	7	344	x
144 Skyridge	80	134	2	0	0	3	219	x
145 Prairie	74	91	8	0	0	3	176	x
146 Point Williams	75	73	3	0	0	2	153	x
147 Ridgeway	44	96	3	0	0	2	145	x
148 Rockport	94	81	11	0	0	5	191	x
149 Shelter Bay	72	73	0	0	0	1	146	x
150 Snee oosh	93	74	1	0	0	2	170	x
151 Sterling	140	191	7	0	0	6	344	x
153 Swinomish	249	76	7	0	0	3	335	x
154 Tingley	54	89	2	1	0	7	153	x
155 Van Fleet	118	175	6	2	0	2	303	x
156 Vedere	170	253	10	0	0	9	442	x
157 Whitney	87	117	1	1	0	2	208	x
158 Rosario	82	102	3	0	0	5	192	x
159 Terrace	53	136	2	0	0	5	196	x
160 Starbird	53	109	2	0	0	3	167	x
162 County 01	0	0	0	0	0	0	0	x
164 Fidalgo 01	54	68	2	0	0	2	126	x
165 Gages	78	92	3	1	0	4	178	x



200412160114
Skagit County Auditor

2004 General Election Hand Recount

December 15, 2004

- Polls -

GOVERNOR	VOTES	PERCENT		VOTES	PERCENT		VOTES	PERCENT
01 = Christine Gregoire (DEM)	9,492	42.88%	03 = Ruth Bennet (LIB)	565	2.55%	05 = Over votes	2	0.01%
02 = Dino Rossi (REP)	11,661	52.68%	04 = Write-in	23	0.10%	06 = Under votes	394	1.78%
						07 = Precinct total	22,137	100.00%

	01	02	03	04	05	06	07	Verified
166 Samish	53	96	5	1	0	2	157	x
167 Collins	8	15	1	0	0	0	24	x
168 Blanchard	97	72	6	1	0	2	178	x
170 View Terrace	6	2	0	0	0	1	9	x
171 Lake Cavanaugh	2	5	1	0	0	1	9	x
172 Little Mountain	20	36	1	0	0	0	57	x
173 Riverbend	8	25	2	0	0	0	35	x
174 Padilla	64	70	1	0	0	2	137	x
176 Fredonia	9	23	3	0	0	0	35	x
201 Anacortes 1	73	72	12	0	0	9	166	x
204 Anacortes 4	58	65	5	1	0	2	131	x
205 Anacortes 5	10	13	0	0	0	0	23	x
206 Anacortes 6	49	89	1	1	0	3	143	x
207 Anacortes 7	150	218	7	0	0	10	385	x
209 Anacortes 9	49	99	5	1	0	4	158	x
211 Anacortes 11	107	92	3	0	0	5	207	x
217 Anacortes 17	186	134	10	0	0	4	334	x
220 Anacortes 20	101	126	7	0	0	6	240	x
221 Anacortes 21	115	163	6	0	0	6	290	x
222 Anacortes 22	69	122	9	0	0	5	205	x
224 Anacortes 24	116	140	6	0	0	5	267	x
301 Mount Vernon 1	75	71	8	0	0	4	158	x
302 Mount Vernon 2	71	77	5	0	0	2	155	x
303 Mount Vernon 3	109	118	14	0	0	4	245	x
304 Mount Vernon 4	105	140	9	0	0	5	259	x
305 Mount Vernon 5	2	9	1	0	0	1	13	x
306 Mount Vernon 6	101	74	9	1	0	3	188	x
307 Mount Vernon 7	140	114	4	0	1	8	267	x



200412160114
Skagit County Auditor

2004 General Election Hand Recount

December 15, 2004

- Polls -

GOVERNOR	VOTES	PERCENT		VOTES	PERCENT		VOTES	PERCENT
01 = Christine Gregoire (DEM)	9,492	42.88%	03 = Ruth Bennet (LIB)	565	2.55%	05 = Over votes	2	0.01%
02 = Dino Rossi (REP)	11,661	52.68%	04 = Write-in	23	0.10%	06 = Under votes	394	1.78%
						07 = Precinct total	22,137	100.00%

	01	02	03	04	05	06	07	Verified
308 Mount Vernon 8	127	143	2	0	0	5	277	x
309 Mount Vernon 9	65	57	4	0	0	1	127	x
310 Mount Vernon 10	79	100	4	0	0	4	187	x
311 Mount Vernon 11	54	79	0	0	0	2	135	x
312 Mount Vernon 12	39	54	5	0	0	2	100	x
314 Mount Vernon 14	109	111	10	1	0	2	233	x
315 Mount Vernon 15	81	90	5	0	0	4	180	x
316 Mount Vernon 16	87	135	1	0	0	0	223	x
319 Mount Vernon 19	97	148	3	0	0	8	256	x
321 Mount Vernon 21	132	167	10	1	0	6	316	x
322 Mount Vernon 22	64	97	3	0	0	3	167	x
326 Mount Vernon 26	0	0	0	0	0	0	0	x
327 Mount Vernon 27	27	69	1	0	0	2	99	x
328 Mount Vernon 28	28	32	2	0	0	0	62	x
401 Sedro Woolley 1	73	102	1	0	0	2	178	x
402 Sedro Woolley 2	91	156	2	0	0	2	251	x
403 Sedro Woolley 3	90	96	9	0	0	5	200	x
404 Sedro Woolley 4	103	142	7	0	0	7	259	x
405 Sedro Woolley 5	123	110	8	0	0	3	244	x
406 Sedro Woolley 6	96	115	7	0	0	6	224	x
407 Sedro Woolley 7	0	0	0	0	0	0	0	x
501 Burlington 1	65	72	3	0	0	2	142	x
502 Burlington 2	59	86	3	0	0	2	150	x
503 Burlington 3	16	44	5	0	0	5	70	x
504 Burlington 4	62	53	5	1	0	3	124	x
505 Burlington 5	70	97	6	0	0	2	175	x
506 Burlington 6	51	52	5	1	0	4	113	x
507 Burlington 7	17	36	4	0	0	5	62	x



2004 General Election Hand Recount

December 15, 2004

- Polls -

GOVERNOR	VOTES	PERCENT
01 = Christine Gregoire (DEM)	9,492	42.88%
02 = Dino Rossi (REP)	11,661	52.68%

	VOTES	PERCENT
03 = Ruth Bennet (LIB)	565	2.55%
04 = Write-in	23	0.10%

	VOTES	PERCENT
05 = Over votes	2	0.01%
06 = Under votes	394	1.78%
07 = Precinct total	22,137	100.00%

	01	02	03	04	05	06	07	Verified
601 Concrete	51	75	7	1	0	0	134	x
701 Hamilton	66	58	2	1	0	1	128	x
801 La Conner	102	90	8	1	0	2	203	x
855 Lyman	66	79	3	0	0	4	152	x



200412160114
Skagit County Auditor

Skagit County, Washington
2004 General Election Hand Recount

December 15, 2004
- Totals, Difference -

CANDIDATE/GROUP	VOTES	PCT
01A = Gregoire, machine count	23,266	44.13%
01B = Gregoire, hand count	23,250	44.11%
Difference	-16	
02A = Rossi, machine count	27,224	51.63%
02B = Rossi, hand count	27,219	51.64%
Difference	-5	
03A = Bennet, machine count	1,267	2.40%
03B = Bennet, hand count	1,264	2.40%
Difference	-3	

CANDIDATE/GROUP	VOTES	PCT
04A = Write-ins, machine count	40	0.08%
04B = Write-ins, hand count	41	0.08%
Difference	1	
05A = Overvotes, machine count	3	0.01%
05B = Overvotes, hand count	3	0.01%
Difference	0	
06A = Undervotes, machine count	924	1.75%
06B = Undervotes, hand count	928	1.76%
Difference	4	

CANDIDATE/GROUP	VOTES
07A = Precinct total, machine	52,724
07B = Precinct total, hand	52,705
08 = Difference	-19



200412160114
Skagit County Auditor

	01		02		03		04		05		06		07		08
	A	B	A	B	A	B	A	B	A	B	A	B	A	B	
101 Alder	143	143	195	195	12	12	2	2	0	0	11	11	363	363	0
102 Alger	135	135	146	146	9	9	2	2	0	0	3	3	295	295	0
103 Allen	78	78	183	183	5	5	0	0	0	0	2	3	268	269	1
104 Dunbar	93	93	94	94	5	5	0	0	0	0	6	6	198	198	0
105 Avon	237	237	297	297	18	18	0	0	0	0	13	13	565	565	0
107 Sauk	267	268	250	250	17	17	3	2	0	0	7	8	544	545	1
108 Bay View	206	206	223	223	5	5	0	0	0	0	6	6	440	440	0
109 Belfast	132	132	196	196	3	3	0	0	0	0	6	6	337	337	0
110 Big Lake	324	324	435	435	17	17	0	0	0	0	9	9	785	785	0
111 Birdsview	222	222	275	275	21	21	1	1	2	2	9	9	530	530	0
113 Bow	288	288	374	375	20	20	0	0	0	0	11	11	693	694	1
114 Cascade	91	91	48	48	5	5	0	0	0	0	5	5	149	149	0
115 Cedardale	141	141	206	206	12	12	0	0	0	0	7	7	366	366	0
116 Clear Lake	244	244	314	315	16	16	0	0	0	0	5	5	579	580	1
117 Country Club	88	89	170	170	7	7	0	0	0	0	1	1	266	267	1
118 Conway	118	118	129	129	5	5	0	0	0	0	2	2	254	254	0
119 Dewey	454	455	530	530	15	15	0	0	0	0	8	7	1,007	1,007	0
120 Digby	15	15	39	39	0	0	0	0	0	0	1	1	55	55	0
121 Dodge Valley	125	125	99	99	6	6	0	0	0	0	2	2	232	232	0
122 Edison	141	142	212	212	8	8	0	0	0	0	6	6	367	368	1

2004 General Election Hand Recount

December 15, 2004

- Totals, Difference -

CANDIDATE/GROUP	VOTES	PCT
01A = Gregoire, machine count	23,266	44.13%
01B = Gregoire, hand count	23,250	44.11%
Difference	-16	
02A = Rossi, machine count	27,224	51.63%
02B = Rossi, hand count	27,219	51.64%
Difference	-5	
03A = Bennet, machine count	1,267	2.40%
03B = Bennet, hand count	1,264	2.40%
Difference	-3	

CANDIDATE/GROUP	VOTES	PCT
04A = Write-ins, machine count	40	0.08%
04B = Write-ins, hand count	41	0.08%
Difference	1	
05A = Overvotes, machine count	3	0.01%
05B = Overvotes, hand count	3	0.01%
Difference	0	
06A = Undervotes, machine count	924	1.75%
06B = Undervotes, hand count	928	1.76%
Difference	4	

CANDIDATE/GROUP	VOTES
07A = Precinct total, machine	52,724
07B = Precinct total, hand	52,705
08 = Difference	-19



200412160114
Skagit County Auditor

	01		02		03		04		05		06		07		08
	A	B	A	B	A	B	A	B	A	B	A	B	A	B	
124 Fir	149	149	122	122	7	7	0	0	0	0	4	4	282	282	0
125 Fruitdale	347	347	432	432	21	21	0	0	0	0	15	15	815	815	0
126 Gear	229	229	431	431	10	10	0	0	0	0	9	9	679	679	0
127 Guemes	329	329	172	172	30	30	0	0	0	0	5	5	536	536	0
128 Hamburg	122	122	131	131	2	2	0	0	0	0	2	2	257	257	0
129 Harmony	178	178	225	225	7	7	0	0	0	0	4	4	414	414	0
130 Lake Sixteen	116	116	182	181	7	7	0	0	0	0	5	5	310	309	-1
132 Lookout	268	268	374	376	16	16	0	0	0	0	9	9	667	669	2
133 Mansford	69	69	47	47	4	4	1	1	0	0	6	6	127	127	0
134 Mapes	100	100	144	144	8	8	0	0	0	0	4	4	256	256	0
135 March Point	10	10	20	20	0	0	0	0	0	0	0	0	30	30	0
136 McMurray West	161	161	159	159	5	5	0	0	0	0	8	8	333	333	0
137 McRae	210	210	337	338	12	12	0	0	0	0	9	9	568	569	1
138 McMurray East	55	55	65	65	2	2	0	0	0	0	3	3	125	125	0
139 Minkler	147	147	168	168	11	11	0	0	0	0	9	9	335	335	0
140 Montborne	179	179	304	303	16	16	0	0	0	0	9	9	508	507	-1
141 Nookchamps	156	155	175	175	7	7	0	0	0	0	7	7	345	344	-1
144 Skyridge	266	266	365	365	9	9	0	0	0	0	12	12	652	652	0
145 Prairie	180	180	222	222	13	13	0	0	0	0	9	9	424	424	0
146 Point Williams	226	225	231	231	6	6	0	0	0	0	8	8	471	470	-1

2004 General Election Hand Recount

December 15, 2004

- Totals, Difference -

CANDIDATE/GROUP	VOTES	PCT
01A = Gregoire, machine count	23,266	44.13%
01B = Gregoire, hand count	23,250	44.11%
Difference	-16	
02A = Rossi, machine count	27,224	51.63%
02B = Rossi, hand count	27,219	51.64%
Difference	-5	
03A = Bennet, machine count	1,267	2.40%
03B = Bennet, hand count	1,264	2.40%
Difference	-3	

CANDIDATE/GROUP	VOTES	PCT
04A = Write-ins, machine count	40	0.08%
04B = Write-ins, hand count	41	0.08%
Difference	1	
05A = Overvotes, machine count	3	0.01%
05B = Overvotes, hand count	3	0.01%
Difference	0	
06A = Undervotes, machine count	924	1.75%
06B = Undervotes, hand count	928	1.76%
Difference	4	

CANDIDATE/GROUP	VOTES
07A = Precinct total, machine	52,724
07B = Precinct total, hand	52,705
08 = Difference	-19



200412160114
Skagit County Auditor

	01		02		03		04		05		06		07		08
	A	B	A	B	A	B	A	B	A	B	A	B			
147 Ridgeway	134	134	245	246	9	9	0	0	0	0	10	10	398	399	1
148 Rockport	277	278	233	234	22	22	0	0	0	0	15	15	547	549	2
149 Shelter Bay	285	285	390	390	5	5	1	1	0	0	11	11	692	692	0
150 Snee oosh	269	269	229	229	7	7	1	1	0	0	8	8	514	514	0
151 Sterling	140	140	191	191	7	7	0	0	0	0	6	6	344	344	0
153 Swinomish	432	432	297	297	9	9	0	0	0	0	8	8	746	746	0
154 Tingley	138	138	186	186	9	9	2	2	0	0	11	11	346	346	0
155 Van Fleet	316	317	416	415	20	20	1	2	0	0	12	11	765	765	0
156 Vedere	170	170	253	253	10	10	0	0	0	0	9	9	442	442	0
157 Whitney	87	87	118	117	1	1	1	1	0	0	2	2	209	208	-1
158 Rosario	345	345	421	421	7	7	0	0	0	0	17	17	790	790	0
159 Terrace	302	301	569	571	15	15	0	0	0	0	11	11	897	898	1
160 Starbird	164	164	313	313	13	13	0	0	0	0	6	6	496	496	0
162 County 01	0	0	0	0	0	0	0	0	0	0	0	0	0	0	0
164 Fidalgo 01	294	296	372	372	12	12	0	0	0	0	16	15	694	695	1
165 Gages	78	78	92	92	3	3	1	1	0	0	4	4	178	178	0
166 Samish	172	173	214	215	12	12	1	1	0	0	4	4	403	405	2
167 Collins	46	46	42	42	1	1	0	0	0	0	0	0	89	89	0
168 Blanchard	289	289	234	233	16	16	1	1	0	0	10	10	550	549	-1
170 View Terrace	6	6	2	2	0	0	0	0	0	0	1	1	9	9	0

2004 General Election Hand Recount

December 15, 2004

- Totals, Difference -

CANDIDATE/GROUP	VOTES	PCT
01A = Gregoire, machine count	23,266	44.13%
01B = Gregoire, hand count	23,250	44.11%
Difference	-16	
02A = Rossi, machine count	27,224	51.63%
02B = Rossi, hand count	27,219	51.64%
Difference	-5	
03A = Bennet, machine count	1,267	2.40%
03B = Bennet, hand count	1,264	2.40%
Difference	-3	

CANDIDATE/GROUP	VOTES	PCT
04A = Write-ins, machine count	40	0.08%
04B = Write-ins, hand count	41	0.08%
Difference	1	
05A = Overvotes, machine count	3	0.01%
05B = Overvotes, hand count	3	0.01%
Difference	0	
06A = Undervotes, machine count	924	1.75%
06B = Undervotes, hand count	928	1.76%
Difference	4	

CANDIDATE/GROUP	VOTES
07A = Precinct total, machine	52,724
07B = Precinct total, hand	52,705
08 = Difference	-19



200412160114
Skagit County Auditor
12/16/2004 Page 24 of 26 2:03PM

	01		02		03		04		05		06		07		08
	A	B	A	B	A	B	A	B	A	B	A	B			
171 Lake Cavanaugh	45	45	88	88	4	4	0	0	0	0	1	1	138	138	0
172 Little Mountain	97	97	150	150	2	2	0	0	0	0	1	1	250	250	0
173 Riverbend	8	8	25	25	2	2	0	0	0	0	0	0	35	35	0
174 Padilla	64	64	70	70	1	1	0	0	0	0	2	2	137	137	0
176 Fredonia	55	55	62	62	7	7	0	0	0	0	0	0	124	124	0
201 Anacortes 1	247	247	210	211	17	17	0	0	0	0	14	14	488	489	1
204 Anacortes 4	239	239	193	192	28	28	0	1	0	0	11	12	471	472	1
205 Anacortes 5	10	10	13	13	0	0	0	0	0	0	0	0	23	23	0
206 Anacortes 6	252	252	305	305	10	10	1	1	0	0	9	9	577	577	0
207 Anacortes 7	494	496	542	544	25	25	0	0	0	0	20	20	1,081	1,085	4
209 Anacortes 9	182	182	329	329	15	15	2	2	0	0	19	19	547	547	0
211 Anacortes 11	377	377	380	379	12	12	0	0	0	0	14	15	783	783	0
217 Anacortes 17	552	552	424	424	31	31	1	1	0	0	15	15	1,023	1,023	0
220 Anacortes 20	387	387	469	469	18	18	0	0	0	0	19	19	893	893	0
221 Anacortes 21	467	468	592	592	15	15	0	0	0	0	13	13	1,087	1,088	1
222 Anacortes 22	270	268	403	405	18	18	0	0	0	0	17	17	708	708	0
224 Anacortes 24	491	491	614	616	16	16	0	0	0	0	19	19	1,140	1,142	2
301 Mount Vernon 1	166	167	179	178	18	18	0	0	0	0	13	13	376	376	0
302 Mount Vernon 2	155	155	131	131	15	15	1	1	0	0	4	4	306	306	0
303 Mount Vernon 3	309	309	310	310	30	30	0	0	0	0	6	6	655	655	0

Skagit County, Washington
2004 General Election Hand Recount

December 15, 2004
- Totals, Difference -

CANDIDATE/GROUP	VOTES	PCT
01A = Gregoire, machine count	23,266	44.13%
01B = Gregoire, hand count	23,250	44.11%
Difference	-16	
02A = Rossi, machine count	27,224	51.63%
02B = Rossi, hand count	27,219	51.64%
Difference	-5	
03A = Bennet, machine count	1,267	2.40%
03B = Bennet, hand count	1,264	2.40%
Difference	-3	

CANDIDATE/GROUP	VOTES	PCT
04A = Write-ins, machine count	40	0.08%
04B = Write-ins, hand count	41	0.08%
Difference	1	
05A = Overvotes, machine count	3	0.01%
05B = Overvotes, hand count	3	0.01%
Difference	0	
06A = Undervotes, machine count	924	1.75%
06B = Undervotes, hand count	928	1.76%
Difference	4	

CANDIDATE/GROUP	VOTES
07A = Precinct total, machine	52,724
07B = Precinct total, hand	52,705
08 = Difference	-19



	01		02		03		04		05		06		07		08
	A	B	A	B	A	B	A	B	A	B	A	B	A	B	
304 Mount Vernon 4	356	357	452	452	25	25	1	0	0	0	15	15	849	849	0
305 Mount Vernon 5	19	19	38	38	1	1	0	0	0	0	1	1	59	59	0
306 Mount Vernon 6	305	305	183	183	22	22	1	1	0	0	12	12	523	523	0
307 Mount Vernon 7	327	326	271	271	14	14	1	1	1	1	21	23	635	636	1
308 Mount Vernon 8	429	429	423	425	11	11	0	0	0	0	10	10	873	875	2
309 Mount Vernon 9	211	211	181	181	10	10	0	0	0	0	4	4	406	406	0
310 Mount Vernon 10	184	184	227	227	13	13	0	0	0	0	13	13	437	437	0
311 Mount Vernon 11	211	211	256	256	7	7	0	0	0	0	7	7	481	481	0
312 Mount Vernon 12	172	172	179	179	12	12	0	0	0	0	10	10	373	373	0
314 Mount Vernon 14	379	379	384	384	21	21	3	3	0	0	7	7	794	794	0
315 Mount Vernon 15	262	238	248	227	18	16	1	1	0	0	6	6	535	488	-47
316 Mount Vernon 16	366	366	485	486	8	8	0	0	0	0	9	9	868	869	1
319 Mount Vernon 19	274	274	382	382	12	12	1	1	0	0	22	22	691	691	0
321 Mount Vernon 21	412	412	449	449	20	20	1	1	0	0	23	23	905	905	0
322 Mount Vernon 22	241	241	347	347	11	11	0	0	0	0	13	14	612	613	1
326 Mount Vernon 26	0	0	0	0	0	0	0	0	0	0	0	0	0	0	0
327 Mount Vernon 27	27	27	69	69	1	1	0	0	0	0	2	2	99	99	0
328 Mount Vernon 28	73	73	60	60	5	5	0	0	0	0	1	1	139	139	0
401 Sedro Woolley 1	223	224	273	274	10	10	0	0	0	0	10	10	516	518	2
402 Sedro Woolley 2	253	253	384	384	8	8	0	0	0	0	13	13	658	658	0

Skagit County, Washington
2004 General Election Hand Recount

December 15, 2004

- Totals, Difference -

CANDIDATE/GROUP	VOTES	PCT
01A = Gregoire, machine count	23,266	44.13%
01B = Gregoire, hand count	23,250	44.11%
Difference	-16	
02A = Rossi, machine count	27,224	51.63%
02B = Rossi, hand count	27,219	51.64%
Difference	-5	
03A = Bennet, machine count	1,267	2.40%
03B = Bennet, hand count	1,264	2.40%
Difference	-3	

CANDIDATE/GROUP	VOTES	PCT
04A = Write-ins, machine count	40	0.08%
04B = Write-ins, hand count	41	0.08%
Difference	1	
05A = Overvotes, machine count	3	0.01%
05B = Overvotes, hand count	3	0.01%
Difference	0	
06A = Undervotes, machine count	924	1.75%
06B = Undervotes, hand count	928	1.76%
Difference	4	

CANDIDATE/GROUP	VOTES
07A = Precinct total, machine	52,724
07B = Precinct total, hand	52,705
08 = Difference	-19



200412160114
Skagit County Auditor

	01		02		03		04		05		06		07		08
	A	B	A	B	A	B	A	B	A	B	A	B	A	B	
403 Sedro Woolley 3	229	231	236	236	18	18	0	0	0	0	8	8	491	493	2
404 Sedro Woolley 4	295	294	351	352	22	22	0	0	0	0	15	15	683	683	0
405 Sedro Woolley 5	300	300	289	289	16	16	2	1	0	0	10	11	617	617	0
406 Sedro Woolley 6	250	248	299	299	16	16	0	0	0	0	20	20	585	583	-2
407 Sedro Woolley 7	0	0	0	0	0	0	0	0	0	0	0	0	0	0	0
501 Burlington 1	161	161	173	173	11	11	0	1	0	0	4	3	349	349	0
502 Burlington 2	171	171	187	188	8	8	1	1	0	0	2	3	369	371	2
503 Burlington 3	71	72	93	93	10	9	0	0	0	0	12	13	186	187	1
504 Burlington 4	148	148	186	186	14	14	1	1	0	0	6	6	355	355	0
505 Burlington 5	244	244	286	286	10	10	0	0	0	0	3	2	543	542	-1
506 Burlington 6	156	156	175	175	16	16	0	1	0	0	9	8	356	356	0
507 Burlington 7	87	86	126	127	6	6	1	1	0	0	7	7	227	227	0
601 Concrete	132	132	147	147	12	12	1	1	0	0	1	1	293	293	0
701 Hamilton	66	66	58	58	2	2	1	1	0	0	1	1	128	128	0
801 La Conner	316	316	221	221	13	13	1	1	0	0	8	8	559	559	0
855 Lyman	66	66	79	79	3	3	0	0	0	0	4	4	152	152	0